

AGENDA

PROPERTY OWNERS APPEAL BOARD

MONDAY, JULY 8, 2019 ~ 11:00 A.M.

CITY OF FORT SMITH OFFICES

PLANNING DEPARTMENT CONFERENCE ROOM (ROOM 326)

623 GARRISON AVENUE

CALL TO ORDER

ROLL CALL

Karen Lewis (Chair)

Megan Raynor

Scott Monroe

Joel Culberson

Dennis Shaeffer

STATEMENT OF QUALIFICATIONS AND INTRODUCTION OF CITY STAFF

APPROVE MINUTES OF THE JUNE 3, 2019 MEETING

ITEMS OF BUSINESS

1. Select chairperson for July 2019 – July 2020
2. Schedule appeal hearings for two (2) evenings in September
3. Review delinquent liens/properties included in 2019 appeal process
4. Inspections report from Neighborhood Services regarding cleanup (yards) and property maintenance code (structures)

OTHER BUSINESS

ADJOURN

MEMORANDUM

To: Property Owners Appeal Board

From: Sherri Gard, City Clerk

Date: July 5, 2019

Re: Selection of Chairperson

As you know, a chairperson must be selected each July and serves a one (1) year term, which begins from the date of appointment.

Karen Lewis was appointed as chairperson on July 9, 2018; therefore, her term expires on July 9, 2019.

Below is a historical list of those serving as chair of the Property Owners Appeal Board:

July 2018 - July 2019	Karen Lewis	July 2005 - July 2006	Randy Hall
July 2017 - July 2018	Karen Lewis	July 2004 - July 2005	Dolores Chitwood
July 2016 - July 2017	Karen Lewis	July 2003 - July 2004	Dolores Chitwood
July 2015 - July 2016	Karen Lewis	July 2002 - July 2003	Dolores Chitwood
July 2014 - July 2015	Karen Lewis	July 2001 - July 2002	Dolores Chitwood
July 2013 - July 2014	Karen Lewis	July 2000 - July 2001	Dolores Chitwood
July 2012 - July 2013	Karen Lewis	July 1999 - July 2000	Chuck Bettis
July 2011 - July 2012	Karen Lewis	July 1998 - July 1999	Ken Pevehouse
July 2010 - July 2011	Karen Lewis	July 1997 - July 1998	Ken Pevehouse
July 2009 - July 2010	Karen Lewis		
July 2008 - July 2009	Karen Lewis		
July 2007 - July 2008	Karen Lewis		
July 2006 - July 2007	Karen Lewis		

Fort Smith Police Department Bartlett Community Room

2.

~ September 2019 ~						
Sunday	Monday	Tuesday	Wednesday	Thursday	Friday	Saturday
1	2 CITY OFFICES CLOSED - LABOR DAY -	3 City of Fort Smith Board of Directors Regular Meeting	4	5 Bartlett Comm. Room NOT AVAILABLE	6	7
8	9 Bartlett Comm. Room NOT AVAILABLE	10	11	12	13	14
15	16	17 City of Fort Smith Board of Directors Regular Meeting	18	19	20	21
22	23	24	25	26 Bartlett Comm. Room NOT AVAILABLE	27	28
29	30					

MEMORANDUM


To: Property Owners Appeal Board

From: Sherri Gard, City Clerk

Date: July 5, 2019

Re: Delinquent Liens / Properties for 2018 Appeal Process

The list of delinquent liens to be included in the 2019 appeal process will be distributed at the annual planning meeting on Monday, July 8, 2019.



MEMORANDUM

Neighborhood Services Division June 2019 Report

To: Carl Geffken, City Administrator
 From: Jimmie Deer, Building Official
 Date: July 1st, 2019
 Subject: Neighborhood Services Division

The charts below represent the progress of Neighborhood Services Division for the previous year 2018 and year to date for comparison purposes.

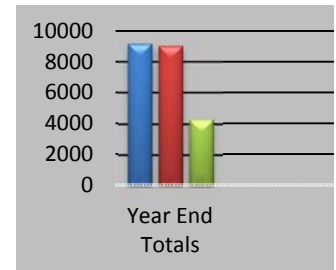
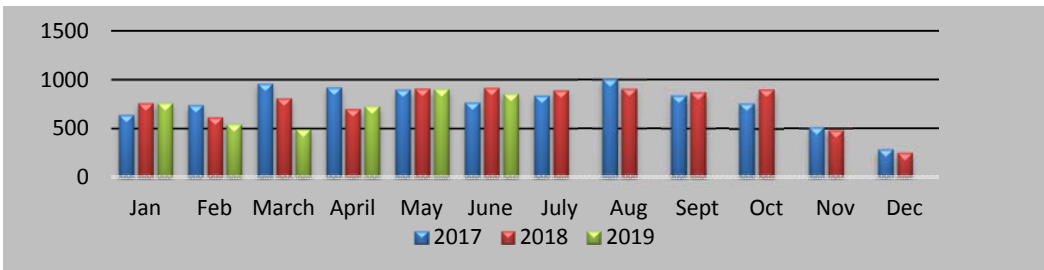
Environmental Code Violations

	2018			2019		
	Inspections	Warnings	Assigned to Contractor	Inspections	Warnings	Assigned to Contractor
January	761	745	14	761	732	3
February	615	589	21	544	529	16
March	810	794	21	492	462	19
April	699	675	27	727	679	24
May	910	832	89	904	847	81
June	918	868	101	856	806	79
July	892	821	94			
August	906	833	100			
September	872	813	81			
October	903	864	65			
November	482	466	23			
December	253	247	9			
Year End Total	9021	8547	645	4284	4055	222

The chart above is representative of the following violations: inoperable vehicles, graffiti, overgrowth, trash/debris, blind corners, indoor furniture, appliances, and dead limbs.

Note: We are working with and will continue to work with residents in the tornado and flood stricken areas.

Environmental Comparison Charts



Parking Ordinances

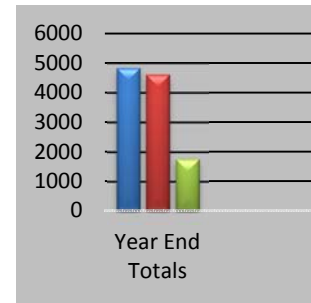
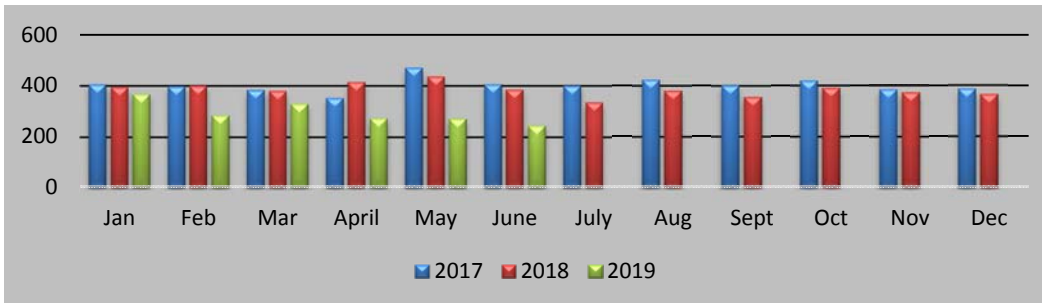
Year	Commercial Vehicles		Recreation and Utility Vehicles		General Parking	
	2018	2019	2018	2019	2018	2019
June	3	1	8	7	19	6
Year To Date	19	13	59	85	124	97

Property Maintenance Code Enforcement

	2018				2019			
	New Cases	Active Cases	Inspections	Court	New Cases	Active Cases	Inspections	Court
January	17	374	395	12	13	343	367	18
February	29	384	400	11	18	350	283	6
March	19	387	380	9	29	358	329	12
April	15	381	415	10	18	341	277	10
May	21	380	437	23	23	347	230	8
June	9	364	385	18				
July	10	355	335	17				
August	20	354	381	20				
September	32	378	356	25				
October	18	381	391	16				
November	7	367	373	16				
December	5	343	365	15				
Year To Date	202	343	4613	192	117	347	1756	62

The chart above is representative of the following violations but not limited to: Exterior: Roof damage, siding, windows, painting, accessory structures, fences, doors, porches, and unsecured structures. Interior: Mold, sanitary conditions, plumbing, electrical, mechanical and infestation of insects and rodents.

Property Maintenance Comparison Charts



Environmental Court

Month	2018		2019	
	Court Fines	Court Fines	Court Cases	Compliance
January	200.00	500.00	64	4
February	150.00	0.00	6	1
March	0.00	2075.00	12	2
April	350.00	90.00	10	3
May	185.00	1020.00	8	2
June	500.00	265.00	8	0
July	150.00			
August	600.00			
September	4950.00			
October	300.00			
November	700.00			
December	1400.00			
Year Total	9485.00	3950.00	118	12